



SCAN HERE TO DOWNLOAD
OUR PRODUCTS CATALOGUE!



شركة حديد
الصناعية
التقنية العليا
HITECH
STEEL INDUSTRIES

STRIVING FOR GLOBAL EXCELLENCE, PIONEERING INNOVATIONS,
FOSTERING SUSTAINABILITY, AND ELEVATING SUCCESS.



GABION@HITECH.SA



WWW.HITECHGABION.COM



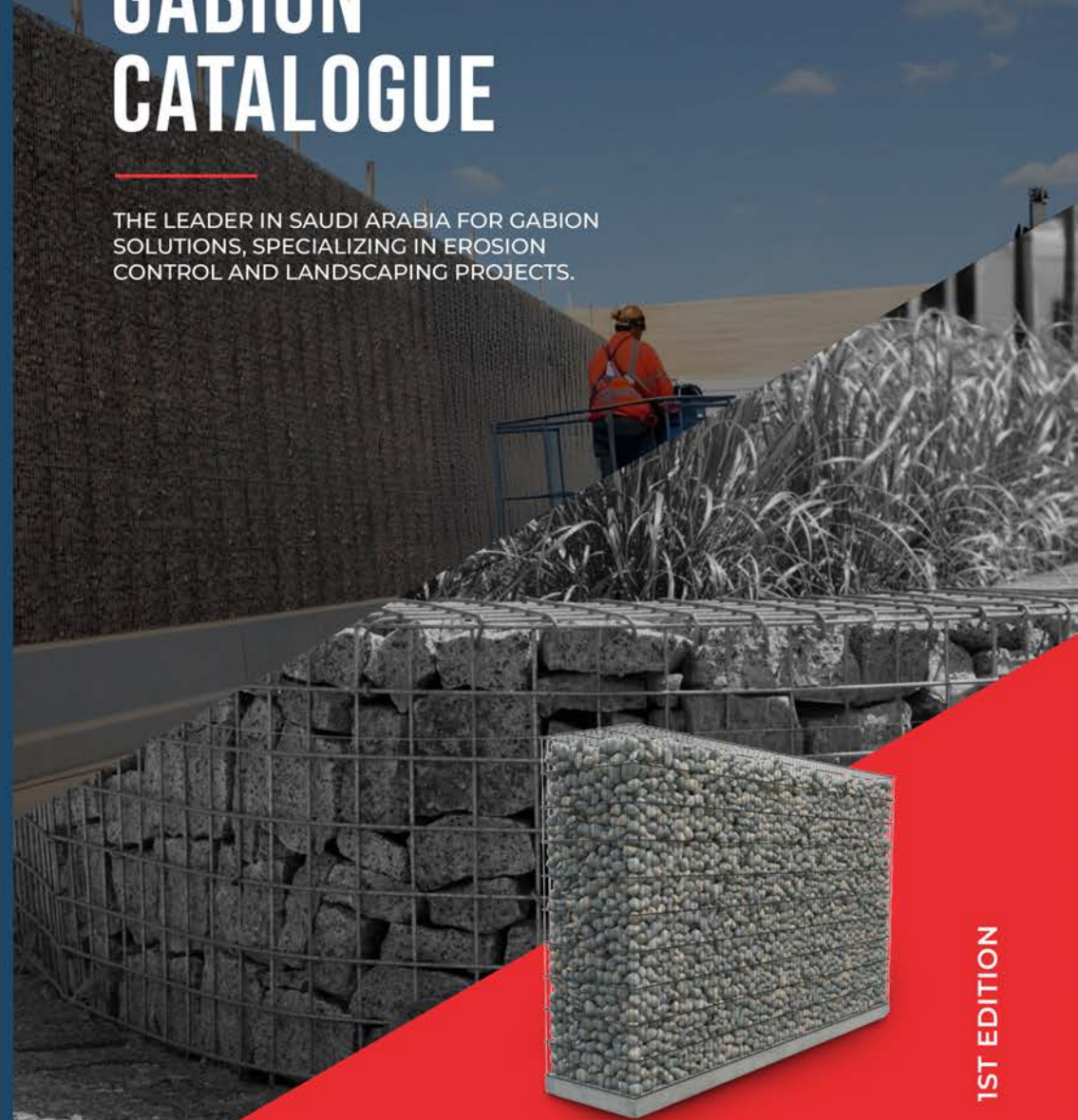
+966 555 015 798



HITECH
STEEL INDUSTRIES
GABION

GABION CATALOGUE

THE LEADER IN SAUDI ARABIA FOR GABION
SOLUTIONS, SPECIALIZING IN EROSION
CONTROL AND LANDSCAPING PROJECTS.



1ST EDITION

CONTENTS

03	GABION SOLUTIONS
04	WHO WE ARE?
06	OUR DIVISIONS
08	OUR CUSTOMERS
09	WHAT IS GABION?
10	PRODUCT CATEGORIES
12	RESIDENTIAL GABION
14	RESIDENTIAL PRODUCTS
18	COMMERCIAL GABION
20	RENO MATTRESSES
21	RETAINING WALL
22	MSE SLOP PROTECTION
23	FREE STANDING WALL
24	CUSTOMIZATION OPTION
26	CONTACT US

Hitech Steel Industries: We offer comprehensive solutions to enhance security, optimize space, and control erosion. With a commitment to Saudi-made excellence and sustainability, we deliver a wide range of products and services through our diverse divisions. For more information, visit our website: www.hitech.sa

GABION SOLUTIONS

HITECH GABION: THE ROCK-SOLID SOLUTION FOR YOUR LANDSCAPE. OFFERS INNOVATIVE GABION SYSTEMS, CRAFTED FROM HIGH-GRADE GALVANIZED STEEL. THIS VERSATILE AND AESTHETICALLY PLEASING SOLUTION PROVIDES SUPERIOR STRENGTH, EXCELLENT DRAINAGE, AND A MULTITUDE OF APPLICATIONS FOR CONSTRUCTION AND LANDSCAPING PROJECTS.

WHO WE ARE?



MUHAMMAD JAVED IQBAL

Chief Executive Officer

Striving for global excellence, pioneering innovations, fostering sustainability, and elevating success

HITECH STEEL INDUSTRIES

Established in 2008, Hitech Group progressively evolved into a dynamic conglomerate, seamlessly integrating pivotal divisions such as Nartel Contracting, Hitech Fence, Hitech Trading, and HAH services. Post the 2017 acquisition by Hitech Fence UK, we adeptly manage a diverse workforce, excelling in industrial, retail, and services sectors.

Our distinguished journey is unmistakably marked by continuous growth, innovation, fortifying and solidifying our influential position in the ever-evolving business landscape.

MAIN OBJECTIVES

- We utilize the finest materials and cutting edge technologies to ensure our Saudi-made products are built to last.
- We invest in our team's growth, learning, and leadership development.

WHY CHOOSE US?

Saudi-Made Excellence: We are proud to manufacture high-quality products in Saudi Arabia, fostering local expertise and contributing to the Kingdom's development.

Unwavering Commitment to Quality: Durability and reliability are at the core of our products, ensuring long-term value for your investment.

Sustainable Practices: We prioritize environmental responsibility, minimizing our impact and advocating for a greener future.

"Our mission is to stay committed to exponential company growth, relentlessly striving for unparalleled success year after year."

HITECH OPERATES IN GIVEN INDUSTRIES.



HITECH
STEEL INDUSTRIES
GABION

GABION

Development of Gabion basket products for both business-to-business (B2B) and business-to-consumer (B2C) markets, tapping into the demand for versatile and sustainable construction solutions.



HITECH
STEEL INDUSTRIES
RACKS & PARTITION

RACKS AND PARTITION

Hitech is the trusted choice across Saudi Arabia for commercial rack needs. Our partitions offer superior quality for various settings. Explore high-quality racks and partitions for homes and factories.



HITECH
STEEL INDUSTRIES
BARRIER

BARRIER

Hitech Barrier secures your space with parking access and barrier solutions, locally designed and manufactured for enhanced security and aesthetics, including collaboration with solar gates for Instaboom and SOSEC barriers.



HITECH
STEEL INDUSTRIES
FENCE & STEEL

FENCE & STEEL

Hitech Fence & Steel offers a complete range of fencing products, meeting aesthetic and security needs in Kingdom of Saudi Arabia. We also provide high-quality reinforced steel bars for construction.



HITECH
STEEL INDUSTRIES
INDUSTRIAL AUTOMATION

INDUSTRIAL AUTOMATION

Hitech Industrial Automation offers comprehensive solutions for industry needs, from CNC machines and warehouse racks to logistics products. Additionally, we provide expert services for product manufacturing and finish coating, ensuring quality from start to finish.



HITECH
STEEL INDUSTRIES
KEYCLAMPS

KEYCLAMPS

Developing a robust key clamp railing system for outdoor use, combining durability and aesthetic appeal. Catering to the growing demand for quality railing solutions in various outdoor settings.



HITECH
STEEL INDUSTRIES
SMART

E-SMART

Hitech specializes in designing, constructing, installing, and maintaining smart public toilets, renowned for pioneering self-cleaning and automatic designs. Committed to innovation, we seek cutting-edge solutions in technology and design.



HITECH
STEEL INDUSTRIES
BASICS

BASICS

Extending the product line to include basic consumer products for e-commerce initiatives. Aligning with the Saudi Vision 2030 by emphasizing the production of essential products locally.



HITECH
STEEL INDUSTRIES
RAILING

RAILING

Innovating and introducing a range of aluminum and stainless-steel indoor railing and staircase solutions. Ensuring both functionality and design aesthetics for residential and commercial spaces.

WE EXTEND OUR SINCERE GRATITUDE FOR YOUR TRUST AND SUPPORT. YOUR SATISFACTION DRIVES OUR DEDICATION TO EXCELLENCE. WE'RE HONORED TO SERVE YOU WITH TOP-NOTCH PRODUCTS AND EXCEPTIONAL SERVICE.

SIEMENS

SIEMENS

Siemens stands as a renowned global leader in technology, renowned for its innovation and advancements.

ERICSSON

ERICSSON

Creating game-changing technologies and services that shape our future that's what Ericsson do.

MOTOROLA

MOTOROLA

Motorola is a leading telecommunications company known for its mobile phones and infrastructure.



NEOM

NEOM is Leading the charge in Saudi Arabia's innovation and sustainability endeavors.



MOBILY

Etihad Etisalat Company, a Saudi telecom provider, offers fixed line, mobile, and internet services as Mobily.



DGDA

Diriyah, a cultural and historical gem, is becoming a global destination for enthusiasts.

**OUR
VALUED
CUSTOMERS.**

WHAT IS GABION?

Gabions are versatile structures used in civil engineering and landscaping, consisting of wire mesh containers filled with stones or other materials. Two common types of mesh used in gabion construction are welded mesh and double twisted mesh. Welded mesh gabions feature welded wire panels, providing a rigid structure suitable for architectural applications and retaining walls. Double twisted mesh gabions, also known as hexagonal mesh gabions, consist of wire mesh woven into hexagonal shapes, offering flexibility and durability for applications such as slope stabilization and erosion control. Both types of meshes contribute to the strength and stability of gabion structures, which helps catering to a wide range of engineering and landscaping needs.





SECURE YOUR LOVED ONCE.



Upgrade your residential and office spaces with our versatile gabion products. Designed to enhance indoor and outdoor aesthetics, these solutions feature customizable partitions, ideal for creating stylish planters or walls filled with rocks. Elevate your surroundings with functional elegance as our gabions seamlessly integrate into any environment, adding charm and character to both interior and garden areas, while providing practicality and visual appeal.

FORTIFY YOUR PROJECT.

In civil projects, gabions are indispensable for the erosion control and retaining walls. These mesh structures are essential for various applications including the mechanically stabilized walls and free-standing walls. Hitech offers two types of meshes tailored for these needs. Welded mesh provides rigidity and shape control, ensuring durability, while double twisted mesh offers flexibility and durability, particularly suitable for curved shapes. Our solutions cater to diverse project requirements with precision and excellence.





GABION RESIDENTIAL

Enhance your residence with Gabion solutions for sophisticated home design, elevated aesthetics, and refined living spaces.

GABION RESIDENTIAL

Transform your residential spaces with our diverse range of products designed for both indoor and outdoor areas. From simple gabion raised beds to intricate triangular walls with partitions, our residential offerings enhance the aesthetic appeal of your spaces. Our products feature partitions, allowing customers to experiment with materials like plants, rocks, and gravels. Using welded mesh wire with a 4mm thickness and a mesh size of 100x50, our solutions boast a loading capacity of 1400kg/m3, ensuring both durability and precise shape control for optimal aesthetics.

MATERIAL	WIRE DIAMETER	WALL THICKNESS	MESH SIZE	COIL WIRE DIAMETER	COIL INNER DIAMETER	SPIRAL PITCH	LOAD CAPACITY	RUST PROOF	FINISHING
Carbon Steel	4.0 mm	100 mm	100x50 mm	3 mm	20 mm	45 mm	1400 kg/m3	Yes	Galvanized

FEATURES

- MULTIPLE VARIANTS ARE AVAILABLE
- WIRE DIAMETER OF 4MM
- MESH SIZE 100X50MM
- CORROSION RESISTANT
- BETTER LIFE
- GALVANIZED
- CUSTOM FINISH COATING AVAILABLE
- MULTIPLE COLORS ARE AVAILABLE
- STYLISH DESIGN

APPLICATION

- PARKS
- SCHOOL
- HOTELS
- PUBLIC BUILDING
- OFFICES
- OUTDOOR SPACES
- RESIDENTIAL
- DEMARCATION
- SPORTS CENTER



GABION GARDEN BENCH

Description:

Our Gabion Garden Bench is meticulously crafted with welded mesh panels for seamless integration into any garden. Available in two variants with bench options, it's ideal for enriching outdoor spaces. Elevate its charm by filling the gabion basket with rock.




ARTICLE NUMBER	OUTER DIMENSIONS (MM)	BASKET	ARMREST	TOTAL BENCH
GR110	3320x750x700	700x750x700	200x750x700	2
GR120	5430x750x700	700x750x700	200x750x700	3

U-SHAPED BASKET

Description:

Introducing our U-shaped Gabion Basket, designed to elevate outdoor spaces with its stunning aesthetics. Available in 3 variants, it features two main components: posts and basket, allowing for versatile infill options.



ARTICLE NUMBER	OUTER DIMENSIONS (MM)	INNER RECTANGLE BASKET (MM)	NO OF POST	NO OF RECT BASKET
GR210	1600x200x1500	1200x200x600	2	1
GR220	2400x200x1000	900x200x600	3	2
GR230	5700x200x1000	900x200x600	6	3

TRIANGULAR PLANTER WALL

Description:

Presenting our Gabion Triangular Planter Wall, perfect for residential spaces. With four height variants and partitions, customize with 14 or 18 sections and various infill materials for versatility.



ARTICLE NUMBER	OUTER DIMENSIONS (MM)	PARTITION DIMENSION	NO OF PARTITION
GR310	4500x265x1000	600x265x1000	14
GR320	6650x425x1000	700x425x1000	18
GR330	4500x265x500	600x265x500	14
GR340	6650x425x500	700x425x500	18

GABION WALL COVER

Description:

Unveiling our Gabion Wall Cover, ideal for outdoor pathways and corners. With rectangular posts, partitions, and customizable sections, it's perfect for planters and rock-filled displays. Choose from three variants.



ARTICLE NUMBER	OUTER DIMENSIONS (MM)	LOWER PORTION DIMENSIONS	UPPER PORTION
GR410	200x200x1000	200x200x700	200x200x300
GR420	400x400x1000	400x400x700	400x400x300
GR430	500x500x1500	500x500x1100	500x500x400

GABION RAISED BED

Description:

Gabion Raised Bed, with two portions, customize infill materials for aesthetic appeal is designed for outdoor gardens.



ARTICLE NUMBER	OUTER DIMENSIONS (MM)	INNER DIMENSIONS (MM)	WALL DISTANCE
GR510	900x300x100	700x100x100	100
GR520	1800x300x300	1600x100x300	100
GR530	2700x300x600	2500x100x600	100
GR540	4500x300x900	4300x100x900	100

TRIANGULAR PLANTER BASKET

Description:

Enhancing outdoor garden spaces with Gabion Planter Basket available in four variants, including height and partition options, choose from 4 or 10 partitions for customizable beauty.



ARTICLE NUMBER	OUTER DIMENSIONS (MM)	PARTITION DIMENSION	NO OF PARTITION
GR610	1200x300x500	600x300x500	4
GR620	1200x300x1000	600x300x1000	4
GR630	3000x300x500	600x300x500	10
GR640	3000x300x1000	600x300x1000	10

RECTANGULAR RAISED BED

Our gabion rectangular raised bed features dual baskets for customizable infill, with five variants suitable for indoor and outdoor spaces.



ARTICLE NUMBER	OUTER DIMENSIONS (MM)	INNER DIMENSIONS (MM)	WALL DISTANCE (MM)
GR710	500x500x500	300x300x500	100
GR720	900x500x500	700x300x500	100
GR730	900x500x1000	700x300x1000	100
GR740	3600x500x1000	3400x300x1000	100
GR750	4500x900x1000	4300x700x1000	100

GABION BED

Gabion bed, tailored for larger gardens and road corners, offers five size variants with dual baskets for versatile landscaping.



ARTICLE NUMBER	OUTER DIMENSIONS (MM)	INNER DIMENSIONS (MM)	WALL DISTANCE (MM)
GR810	1000x1000x200	800x800x200	100
GR820	2000x1000x200	1800x800x200	100
GR830	4000x1000x200	3800x800x200	100
GR840	6000x1000x200	5800x800x200	100
GR850	8000x1000x200	7800x800x200	100

TRIANGULAR BASKET

Enhance both indoor and outdoor areas with our triangular gabion bed, featuring dual sections for personalized infill and striking visual appeal. Choose from four size options for a perfect fit in any space.



ARTICLE NUMBER	OUTER DIMENSIONS (MM)	INNER DIMENSIONS (MM)	WALL DISTANCE (MM)
GR910	1000x700x500	800x400x500	100
GR920	1300x1000x500	1100x640x500	100
GR930	1000x700x1000	800x400x1000	100
GR940	1300x1000x1000	1100x640x1000	100

HEXAGONAL RAISED BED


The Hexagonal gabion planter features two baskets with four variants, offering versatile planting options. It's ideal for cultivating various plants, serving as an eye-catching focal point in gardens or patios. Ensures durability and easy assembly, lasting through harsh weather condition.



ARTICLE NUMBER	OUTER DIMENSIONS (MM)	INNER DIMENSIONS (MM)	WALL DISTANCE (MM)
GR1010	1000x900x500	1200x200x600	100
GR1020	1000x900x1000	1200x200x600	100
GR1030	1600x1400x500	1200x200x600	100
GR1040	1600x1400x1000	1200x200x600	100

ARCHED GABION RAISED BED

Discover our Arched Gabion Planters, versatile for residential spaces. With four variants, each boasts eye-catching curved arches, outer partitions for rocks/gravel, and inner partitions for vibrant gardening.



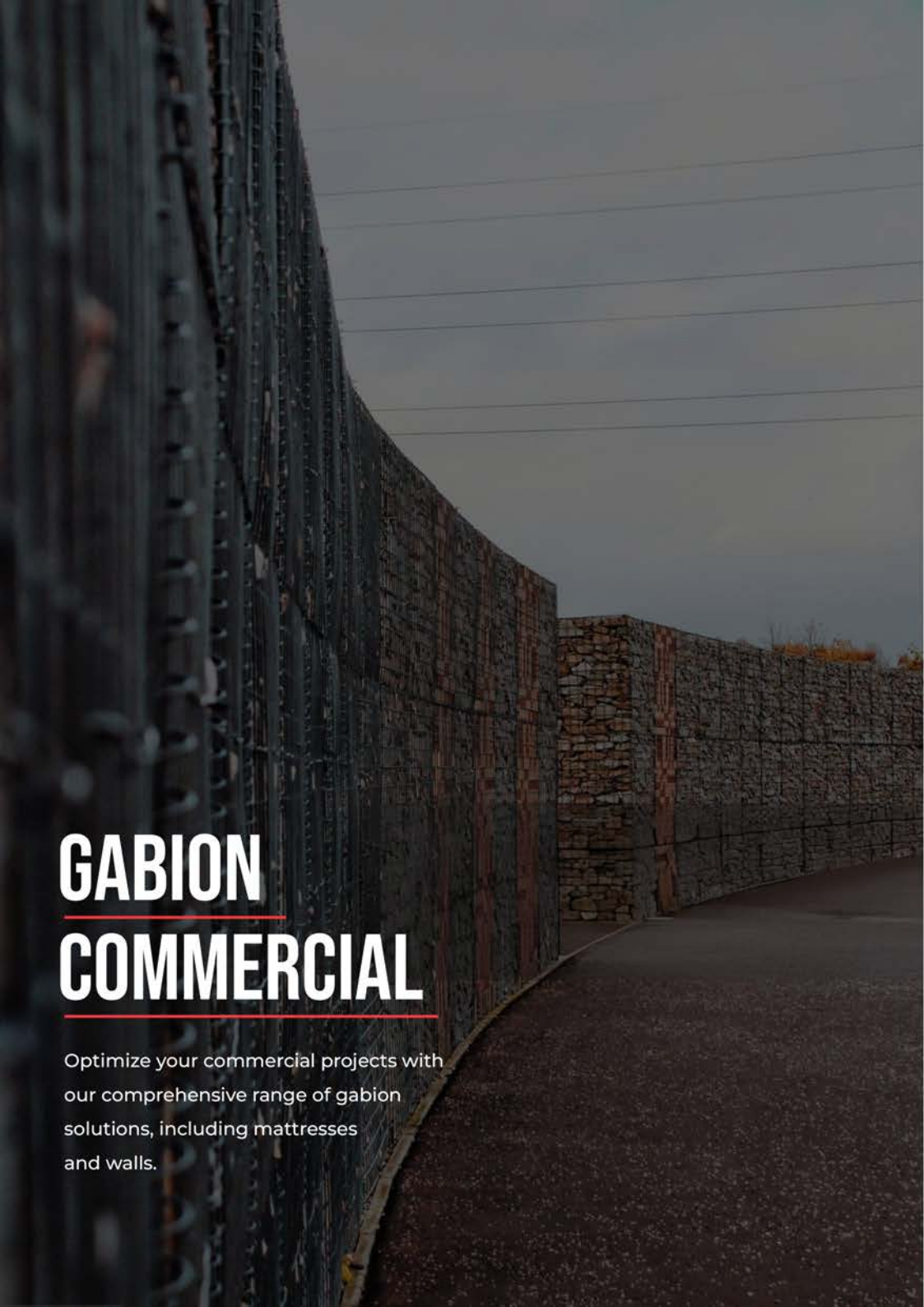
ARTICLE NUMBER	OUTER DIMENSIONS (MM)	INNER DIMENSIONS (MM)	WALL DISTANCE (MM)
GR1110	2000x500x1000	1800x300x1000	100
GR1120	2000x1000x1000	1800x800x1000	100
GR1130	4000x1000x1000	3800x800x1000	100
GR1140	6000x1000x1000	5800x800x1000	100

ELLIPSE RAISED BED

Ellipse raised bed offers six variants with varied dimensions and two partitions for customizable infill. Enhance your garden effortlessly.



ARTICLE NUMBER	OUTER DIMENSIONS (MM)	INNER DIMENSIONS (MM)	WALL DISTANCE (MM)
GR1210	1500x500x500	1200x300x500	100
GR1220	4000x500x500	3800x300x500	100
GR1230	2000x1000x500	1800x800x500	100
GR1240	3000x1000x1000	2800x800x1000	100
GR1250	4000x1000x1000	3800x800x1000	100
GR1260	6000x1000x1000	5800x800x1000	100



GABION COMMERCIAL

Optimize your commercial projects with our comprehensive range of gabion solutions, including mattresses and walls.

GABION COMMERCIAL

Upgrade your commercial projects with our extensive range of gabion products, including reno mattresses, retaining walls, mechanically stabilized walls, and free-standing walls. Essential in landscape and civil engineering endeavors, these solutions serve as sturdy foundations and erosion prevention measures. Hitech provides two meshing options tailored to commercial needs. Our welded wire mesh ensures rigid structures with precise shape control and extended lifespan, ideal for demanding applications. Meanwhile, the gabion double twisted mesh, also known as hexagonal mesh, offers flexibility, particularly suited for curved surfaces, while maintaining exceptional durability. Elevate your commercial ventures with our reliable gabion solutions today.


RENO MATTRESSES	DOUBLE TWISTED WIRE
MATERIAL	STEEL WIRE
WIRE DIAMETER	3MM
MESH OPENING	100X80MM
LACING	2MM STEEL WIRE
LACING SPECIFICATION	50MM PITCH
CORROSION RESISTANT	YES
ASSEMBLY REQUIRED	YES
FINISH COATING	GALVANIZED / PVC

RENO MATTRESSES	WELDED MESH WIRE
MATERIAL	CARBON STEEL WIRE
WIRE DIAMETER	4MM
MESH OPENING	100X50MM
COIL	SPIRAL COIL OF 3MM
COIL SPECIFICATION	20 DIAMETER & 45 PITCH
CORROSION RESISTANT	YES
ASSEMBLY REQUIRED	YES
FINISH COATING	GALVANIZED / PVC



RENO MATTRESSES.

- WIRE DIAMETER UPTO 4MM
- MESH 100X50 & 100X80
- WELDED WIRE AND DOUBLE TWISTED MESH
- DIAPHRAGM WALL FOR SUPPORT
- SPIRAL COIL OF 20 DIAMETER
- SUPPORTING WIRE UPTO 4MM
- GALVANISED & PVC COATING



Reno mattresses are construction elements similar to gabion boxes but with longer length and shorter height. They come in rectangular shapes and are used for various applications, both large and small, in residential and commercial settings. Reno mattresses offer lower labor costs than gabions due to their flexibility and require less heavy equipment for installation.

STANDARD SIZES (MM)

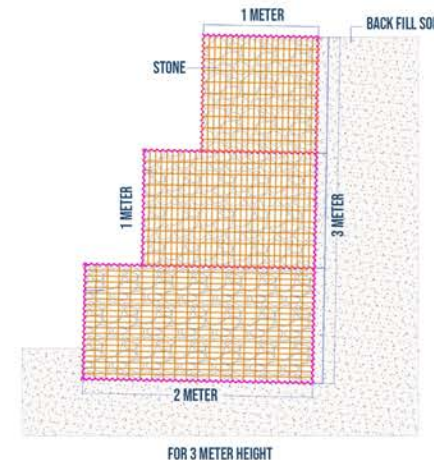

2400x1500x200
2400x1500x300
2400x1500x450
3600x1500x200
3600x1500x300
3600x1500x450
4500x1500x200
4500x1500x300
4500x1500x450



Welded wire mesh offers higher loading capacity than double twisted mesh due to smart welding at each junction. Additional 4mm supporting wires evenly distribute the load in mesh structures.

RETAINING WALL.

Retaining walls play a key role, in supporting soil and preventing erosion by utilizing wire mesh gabion baskets filled with rocks. These structures are key, for stabilizing slopes. Enhancing the appearance of landscapes. To enhance their effectiveness a layer of material is strategically placed between the gabion wall and the soil it retains. Geotextile acts as a shield, managing water flow and reducing erosion risks by preventing soil particles from escaping through the rock fill gaps. By holding back soil masses walls not beautify landscapes but also protect infrastructure prevent landslides and create usable spaces in challenging terrains.



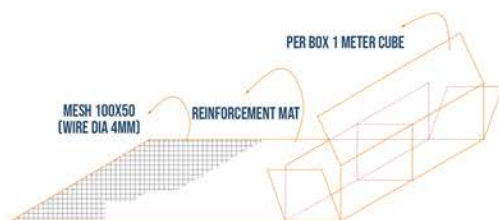
When utilizing gabion walls, it's crucial to consider the wall's face type and its specific requirements. Smooth-faced walls benefit from a 6 to 10-degree batter angle, suitable for heights up to 5 meters, while step-faced walls require a 4 to 6-degree angle toward the retained slope. Structural stability necessitates careful proportioning of the base width relative to the wall height, with a recommended ratio of at least 2:1. At Hitech Gabion, we prioritize long term success, maintaining a base width of 2/3 of the wall height to ensure stability. Optimal performance is typically achieved with walls height up to 5 meters or lower. For instance, a 3-meter wall would consist of 3 boxes, each 1 meter in height., and maintain a minimum setback of 0.5 meters after 1 meter, especially crucial for step front face configurations.

Gabion retaining walls, crucial for below-ground use, safeguard against erosion by water currents and waves. Buried twice as deep as expected erosion depth, they form a sturdy barrier. Minimal excavation required; often placed directly on the ground with filter fabric for durability. Prefabricated bases can be submerged or coated for added protection.

FOUNDATION BELOW GRADE.

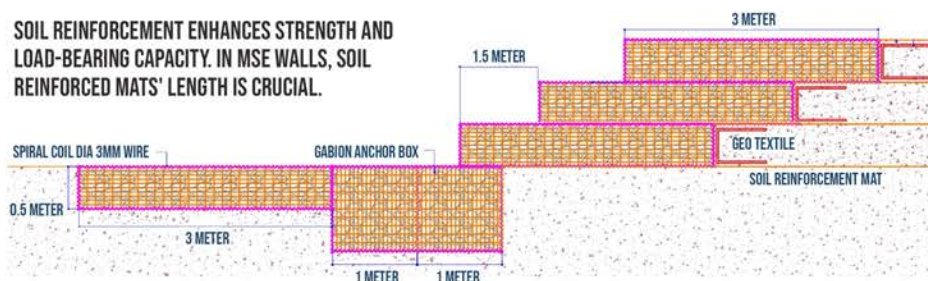
MSE SLOPE PROTECTION.

MSE slope Protection walls are mechanically stabilized earthen wall which is composite structures of gabion boxes with compact layers of backfill soil working as a system to provide stability and durability to the meshes. These MSE walls are fabricated from gabion boxes with continues of mesh that creates gabion box with face the external stress and soil reinforced meshes that bears the lateral movement and stresses. The monolithic design of the MSE Sheer Slope System allows the mesh reinforcement and the gabion wall face to offer porosity, strength, durability, and flexibility. MSE wall and slope systems are an economical, flexible solution to accommodate the changes in grade during infrastructure construction



Soil reinforcement enhances strength and load-bearing capacity. In MSE walls, soil reinforced mats' length is crucial, influenced by various factors. Integrating geogrids and welded mesh creates a robust composite structure, offering multidirectional reinforcement and long-term durability for stabilizing slopes and reinforcing walls.

SOIL REINFORCEMENT ENHANCES STRENGTH AND LOAD-BEARING CAPACITY. IN MSE WALLS, SOIL REINFORCED MATS' LENGTH IS CRUCIAL.



FREE STANDING WALL.



Embrace the rising popularity of gabion walls as standalone structures, favored in commercial and residential settings alike. Versatile and durable, they withstand wind and pedestrian loads, whether self-supported or reinforced with steel. From noise barrier to architectural features, gabion walls offer versatility and sustainability. With careful selection of aggregates and thoughtful incorporation of planting schemes, they provide an eco-friendly option that harmonizes functionality and aesthetics effortlessly. Hitech provides multiple design options for this product, including incorporating posts inside the gabion box and parallel to two gabion boxes, offering custom solutions to suit various needs.



WE PROVIDE CUSTOMIZATION.

HOME OWNERS

Expanding our wide-ranging offerings, we specialize in diverse custom gabion products, meticulously crafted to meet unique needs. Whether for a durable retaining wall, stylish planter, or eye-catching garden feature, our dedicated team collaborates to bring your vision to life. Let us design your perfect gabion solution, ensuring both functionality and aesthetic appeal endure for years.



CONTRACTORS

We also offer a wide variety of custom gabion products that can meet your specific needs and requirements. Whether you're looking for a retaining wall, a planter, or a garden feature, we can help you create the perfect custom gabion solution for your home.

GOVERNMENT ENTITIES

In addition to our standard offerings, we also provide a diverse range of custom gabion products meticulously designed to meet your specific needs and requirements. Whether you're seeking a retaining wall, a planter, or a garden feature, our team is here to assist you in creating the perfect custom gabion solution for your home, ensuring it perfectly complements your style and preferences, and enhances the beauty of your outdoor space.



ENGINEER

We also offer a wide variety of custom gabion products that can meet your specific needs and requirements. Whether you're looking for a retaining wall, a planter, or a garden feature, we can help you create the perfect custom gabion solution for your home.